

FIGURE 2
TYPICAL SECTIONS
 US 183
 From US 290 To SH 71
 Travis County, Texas
 CSJ: 0151-09-036;
 0151-09-127; 0265-01-080
 Sheet 1 of 6

R:\Trams-CTRMA\3000_cAD\3200_US183\SCH\Env_Assessment\18354A-20x1Typ.dgn

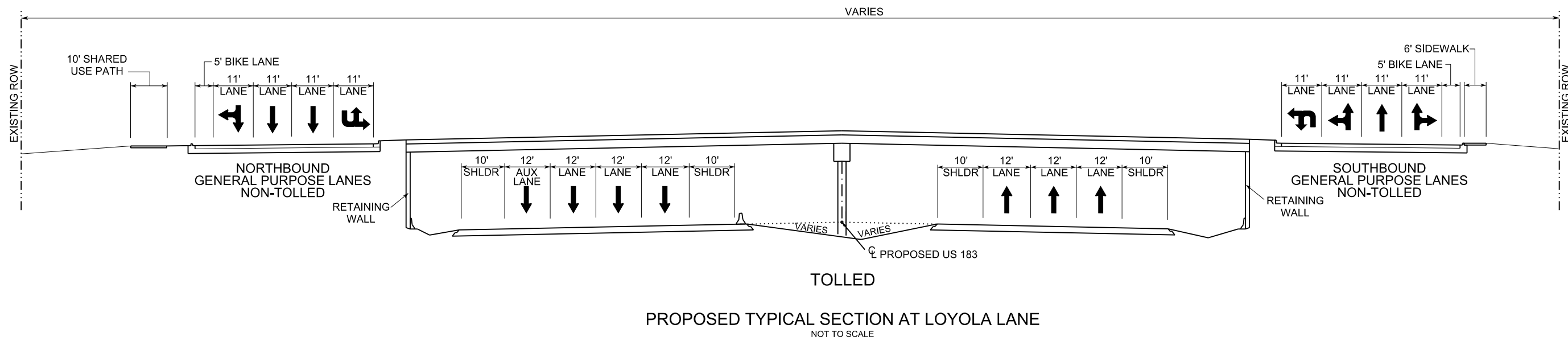
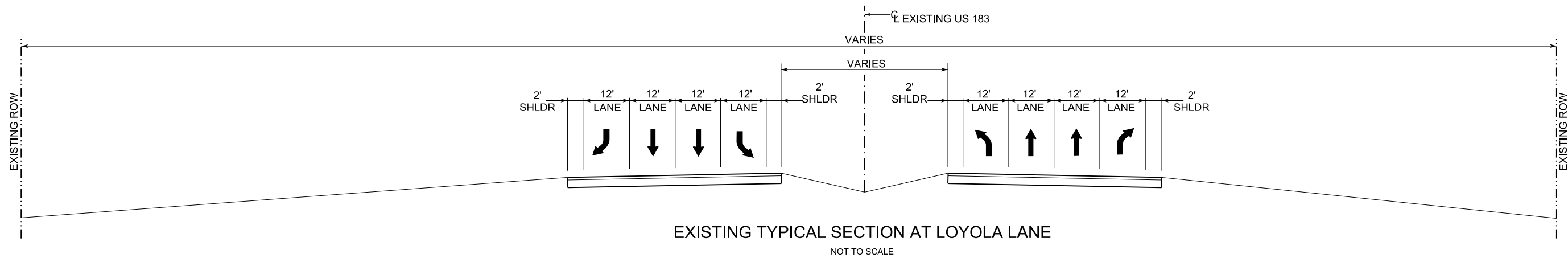
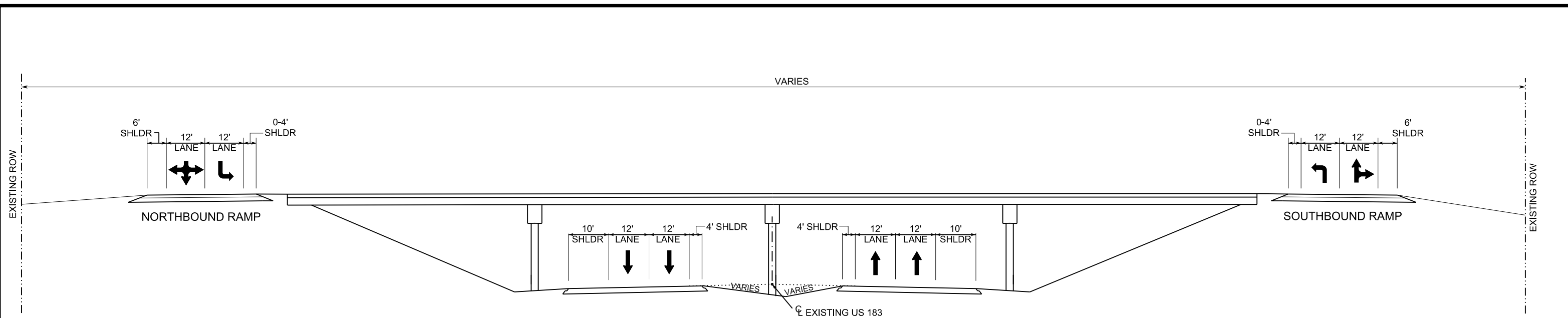
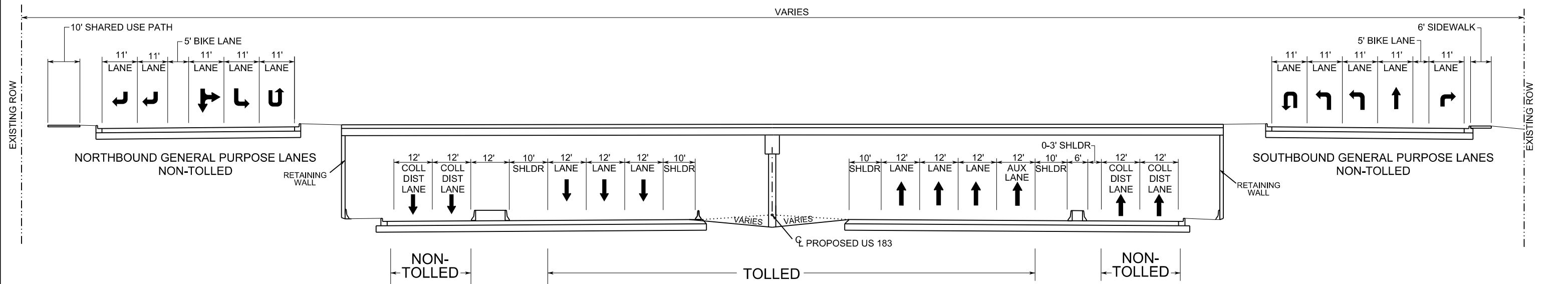


FIGURE 2
TYPICAL SECTIONS
 US 183
 From US 290 To SH 71
 Travis County, Texas
 CSJ: 0151-09-036;
 0151-09-127; 0265-01-080
 Sheet 2 of 6

R:\Trams-CTRMA\3000_cAD\3200_US183\SCH\Env_Assessment\1835*EA*2b*Typ.dgn



EXISTING TYPICAL SECTION AT MLK JR BLVD/FM 969
NOT TO SCALE



PROPOSED TYPICAL SECTION AT MLK JR BLVD/FM 969
NOT TO SCALE

FIGURE 2
TYPICAL SECTIONS

US 183
From US 290 To SH 71
Travis County, Texas
CSJ: 0151-09-036;
0151-09-127; 0265-01-080
Sheet 3 of 6

R:\Travis-CTRW\3000_CAD\3200_US183\SCH\Env_Assessment\18354\A2x11\typ.dgn

R:\Trams-CTRMA\3000_CAD\3200_US183\SCH\Env_Assessment\18354A_24x17.dwg

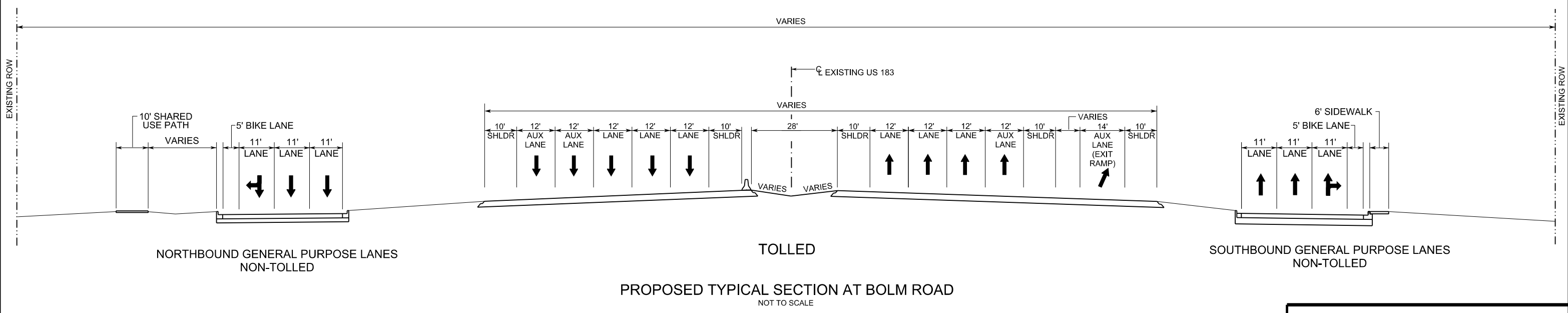
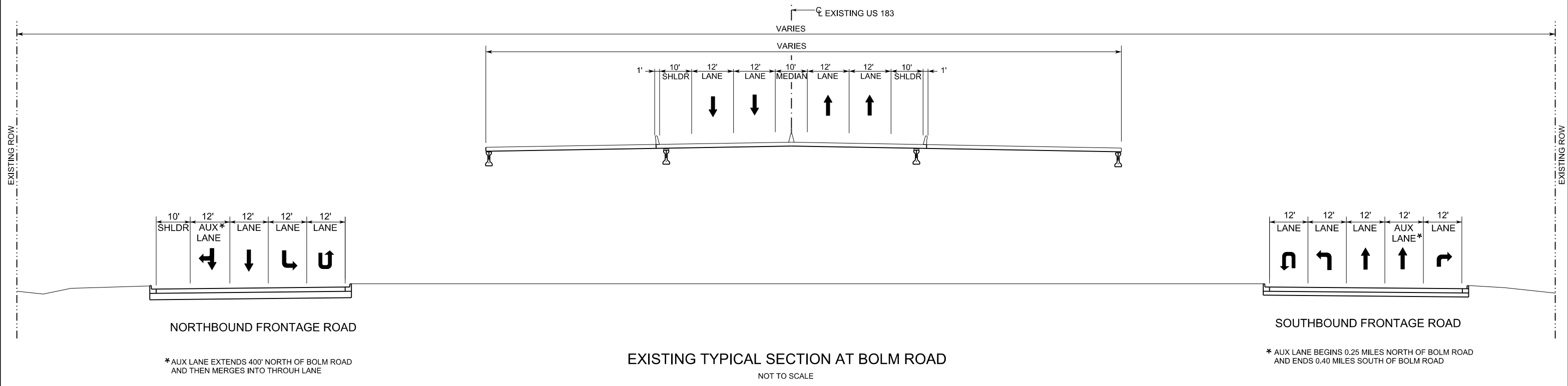
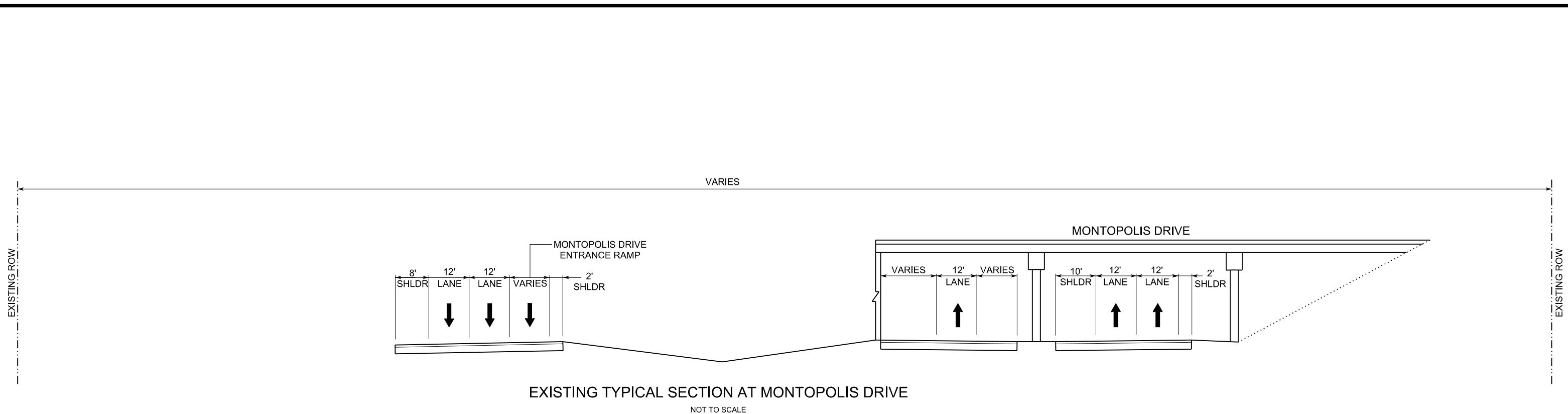
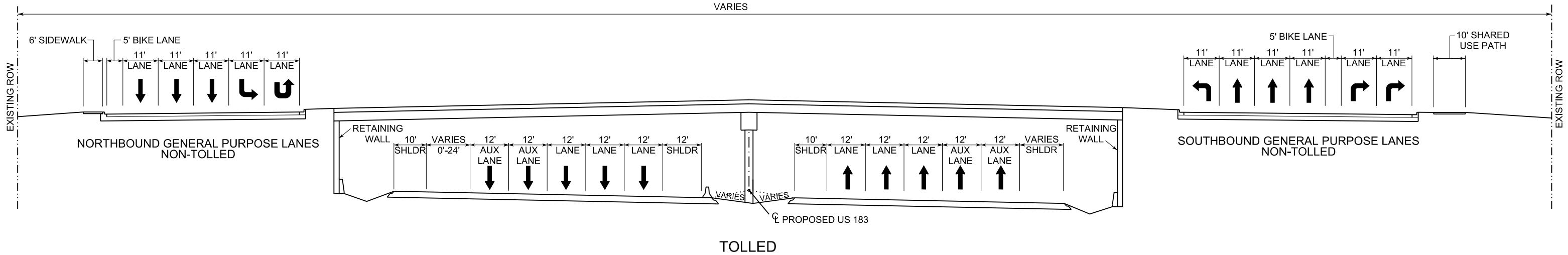


FIGURE 2
TYPICAL SECTIONS
 US 183
 From US 290 To SH 71
 Travis County, Texas
 CSJ: 0151-09-036;
 0151-09-127; 0265-01-080
 Sheet 4 of 6



EXISTING TYPICAL SECTION AT MONTOPOLIS DRIVE
NOT TO SCALE



PROPOSED TYPICAL SECTION AT MONTOPOLIS DRIVE
NOT TO SCALE

FIGURE 2
TYPICAL SECTIONS

US 183
From US 290 To SH 71
Travis County, Texas
CSJ: 0151-09-036;
0151-09-127; 0265-01-080
Sheet 5 of 6

R:\T-rms-CTRMA\3000_cAD\3200_US183\SCH\Env_Assessment\18354EA28x1Typ.dgn

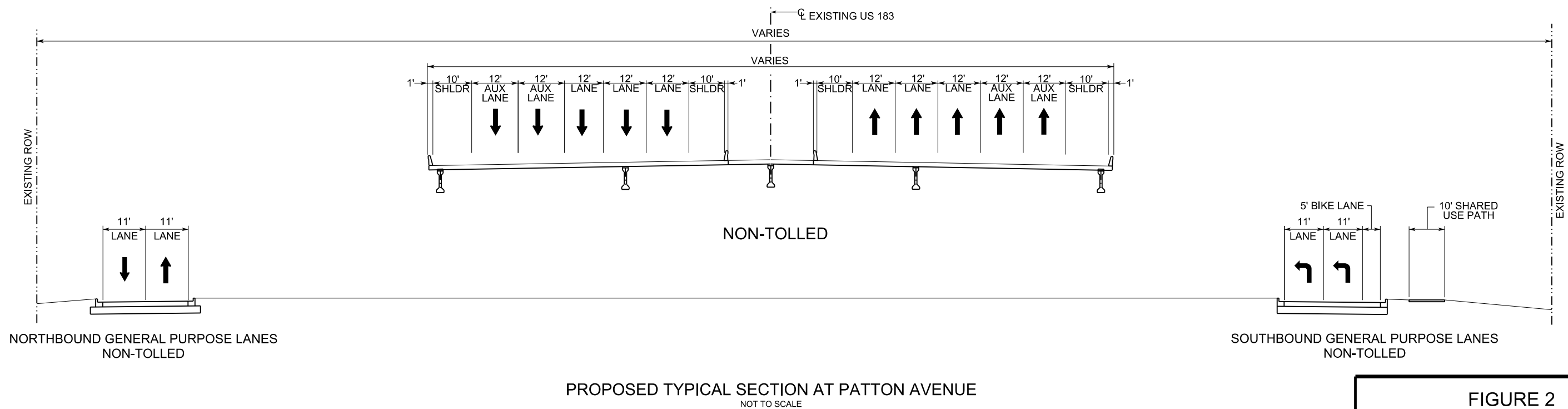
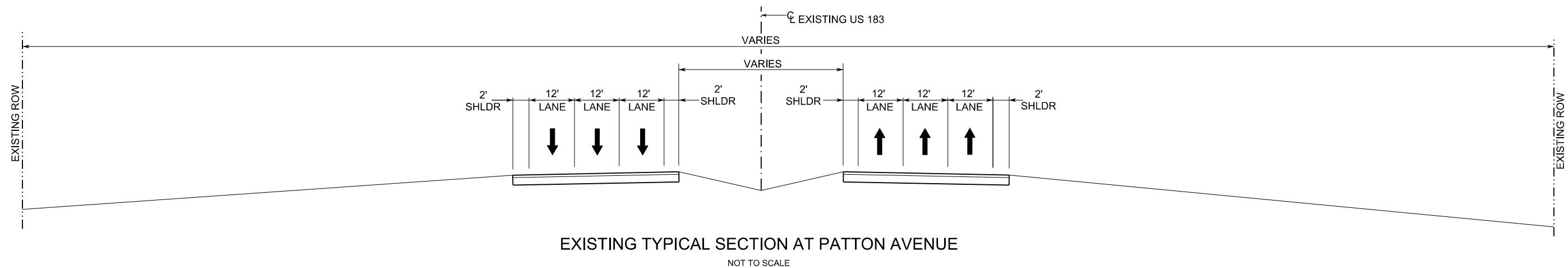


FIGURE 2
TYPICAL SECTIONS
 US 183
 From US 290 To SH 71
 Travis County, Texas
 CSJ: 0151-09-036;
 0151-09-127; 0265-01-080
 Sheet 6 of 6

R:\Trams-CTRMA\3000_CAD\3200_US183\SCH\Fvw_Assessment\18354EA21_Typ.dwg